



The Dancing Cow

Written by Keli Richmond, MS, CCC-SLP

Illustrated by Korey Scott

Read My Book with Me!

The sentences in this book include words with the c/k sound and basic sight words.

Read the book once or twice TO the child. Point to each individual word as you are reading. Then, read the book once or twice WITH the child as you point to the words. Finally, let the child attempt to read the book alone as you point to the words.

Children love to make the book their own! Encourage the child to color or paint the pictures. Be creative and use a little glue and some odds and ends to decorate the book!

The whimsical theme in the book captures the child's interest and makes reading fun!

Create a love of literacy together!






The cow can dance.



The cow can kick.



The cow can sleep.



Good night, cow!



The Seal

Written by Keli Richmond, MS, CCC-SLP
Illustrated by Korey Scott

Read My Book with Me!

The sentences in this book include words with the /s/ sound and basic sight words.


Read the book once or twice **TO** the child. Point to each individual word as you are reading. Then, read the book once or twice **WITH** the child as you point to the words. Finally, let the child attempt to read the book alone as you point to the words.

Children love to make the book their own! Encourage the child to color or paint the pictures. Be creative and use a little glue and some odds and ends to decorate the book!

The whimsical theme in the book captures the child's interest and makes reading fun!

Create a love of literacy together!





The seal eats some soup.



The seal eats some salad.



The seal eats some sandwiches.



The seal is sick!



The Brunch Munch

Written by Keli Richmond, MS, CCC-SLP

Illustrated by Korey Scott

Read My Book with Me!


The sentences in this book include words with the 'br' cluster and sight words.

Read the book once or twice **TO** the child. Point to each individual word as you are reading. Then, read the book once or twice **WITH** the child as you point to the words. Finally, let the child attempt to read the book alone as you point to the words.

Children love to make the book their own! Encourage the child to color or paint the pictures. Be creative and use a little glue and some odds and ends from around the house or classroom to decorate the book!

The whimsical theme in the book captures the child's interest and makes reading fun! Try asking the child questions about the story!

Create a love of reading together!






The bride brought some bread.



The bride brought some broccoli.



The bride brought some brownies.



A breathtaking brunch for two!



Over 1,575 Implementing Tools
with All 3 Literacy Speaks!® Sets



Early Developing Sounds

m, n, p, b, t, d, w, h,
c/k, g, f and v



By Keli Richmond, MS, CCC-SLP
Illustrations by Korey Scott
and Paige Richmond



Later Developing Sounds

s, z, l, sh, ch, th,
Vocalic r, and Prevocalic r




By Keli Richmond, MS, CCC-SLP
Illustrations by Korey Scott
and Paige Richmond



Clusters:

L clusters, R clusters, and S clusters

bl, cl, fl, gl, pl - br, cr, dr, fr, gr, pr, shr, thr, tr
sc/sk, scr, sl, sm, sn, sp, spl, spr, sq, st, str, sw



By Keli Richmond, MS, CCC-SLP
Illustrations by Korey Scott

Literacy Speaks!®
LiteracySpeaks.com
Read@LiteracySpeaks.com
(260) 420-READ

Northern Speech Services (NSS)
NorthernSpeech.com
Info@NorthernSpeech.com
888-337-3866



Step Progression



Each Literacy Speaks!® set contains:

Manual for implementing the Literacy Speaks!® technique

Alphabetic letter cards

Target word cards (Initial/Final Position)

Sight word cards

Punctuation cards

Reproducible homework tracking sheets

Reproducible home/classroom activities

Reproducible letter tracing printables

Reproducible coloring printables

Reproducible books